


SUNSYSTEM[®]

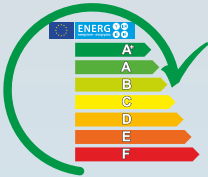
HYBRID SYSTEM FOR HEAT PUMPS
SWPH





Combined product containing water heater with one heat exchanger and buffer tank in one, for direct and indirect heating with possibility of connection to heating system.

The model has an extra large surface of the heat exchanger and is designed to be used for use in heat pump systems. Built-in buffer saves space and allows the hybrid system to be installed in smaller rooms.



Energy efficiency.
Directive 2010/30/EU, Regulation 812/2013.

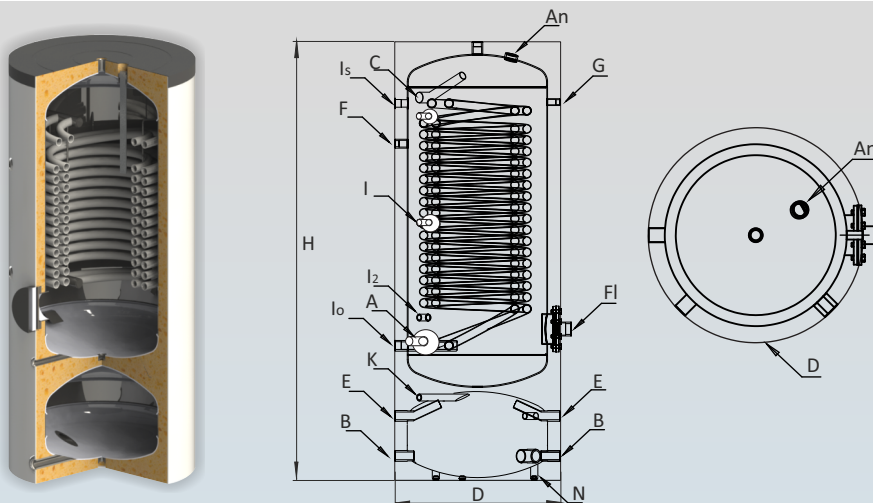
Class	C
Capacity boiler liters	250
Buffer capacity liters	60



Insulation	High efficiency insulation (DIN 4753-8): rigid PU, thickness 50 mm. Outer casing of PVC.
Water heater	Water tank of low-carbon steel S235JR. Complex corrosion protection realized by means of titanium enamel (DIN 4753-3) and anode protection (DIN 4753-6). Convenient inspection opening. Operating pressure: 10 bar Test pressure: 15 bar Maximum temperature: 60°C
Buffer tank	Sleeves for temperature sensor and electric heater. Operating pressure: 3 bar Maximum temperature: 95°C
Heat exchange	Enables the tank to utilize an external sources of renewable energy. Operating pressure: 16 bar Test pressure: 25 bar Maximum temperature: 110°C




Base equipment	Thermometer. Sensor pocket. Safety valve, 8 bar.
Optional equipment	Equipment with electrical kit (electric heater and thermostat with built-in thermal protection) with optional power.



Capacity water heater	l	250 / 60
High/Mounting height	mm	H - 1720 / HM - 1910 / D - 650
Insulation		50mm hard PU
Oper. pressure / max. temperature	bar/C°	10/95
Operating pressure/Max. buffer temperature	bar/C°	3/95
Test pressure of tank	bar	15
Weight	kg	215
Cold water inlet boile	mm	A - Rp1" 530
Buffer outlet	mm	B - Rp1" 95
Hot water outlet	mm	C - Rp1" 1500
Buffer outlet 2	mm	E - Rp1" 250
Recirculation	mm	F - Rp3/4" 1338
Operating pressure /Max. coil temperature	bar/C°	16/110
Test pressure coils	bar	25
Coil capacity	l	28
Coils Heat exchange surface	m ²	4,27
Inlet coil/ Outlet coil	mm	Is - Rp1" 1495 / Io - Rp1" 530
Prolonged power acc. to DIN 4708; 80°C/60°C/45°C (coil)	kW(m ³ /h)	72(1.77)/94(2.31)
NL-power coefficient at 60°C	NL 60°C°	18/29
Pressure drop Δp(coil)	mbar	90/120
Inspection opening / flange	mm	FI - 180 / 110
Thermometer	mm	G - Rp1/2" 1470
Anode protection	mm	An - Rp1 1/4" 1645
Additional sensor sleeves	mm	I - Rp1/2" 996 / I ₂ - Rp1/2" 625
Deaeration buffer tank	mm	K - Rp1/2" 311
Sensor buffer tank	mm	L - Rp1/2" 238
Electric heater buffer tank	mm	N - Rp1 1/2" 85

SUNSYSTEM®



NES Ltd

tel.: +359 2 90 39 780
e-mail: sales@burnit.bg
www.burnit.bg